

# Stone Hearts

The synthesis of cloudbusting according to Wilhelm Reich, Orga-Urkult (passive electroculture), power towers and stone circles for gentle climate healing and accumulation of life force for agriculture.

In early summer 2018, a group of scientists met in Fuerteventura to help the operators of a medicinal herb farm create a better microclimate for their wheatgrass and kalanchoe cactus cultivation. At the time of the meeting, it had not rained on Fuerteventura for two years. The dwindling vitality of nature was already noticeable in the cultivation in the greenhouse, the crops were in a worrying condition despite irrigation and optimal care. The outdoor plantations, heat-resistant trees such as fig, lemon, date palm, had also already suffered damage despite irrigation. The reason for this was the large-scale dwindling of vital energy from the soil horizon.


Already during the journey, we were able to gather first ideas by talking to Dan Winter in the South of France and by visiting a medicinal herb farm near Barcelona. The design that we would like to present with this documentation then developed over three weeks of intensive work with the conditions on site. In addition to their scientific qualities, several team members had the gift of being able to handle the tensor and to communicate with the living spirit of the planet in meditation. Accordingly, the decisive inspiration came through an accompanying communication with Gaia and through the continuous testing of all ideas, dimensions and materials with the tensor.

The aim of the development was to create a system that would neither be static nor controlled by human hands in the sense of individual weather operations. The aim was to build a "body" that would be used by the living spirit of the planet to direct the local climate. This was another reason why communication with Gaia played a special role. The knowledge that flowed in came from many years of experience with climate healing and increasing soil fertility in different traditions, but it flowed in more as abstract knowledge about sacred geometry and field physics. Thus, under Gaia's guidance, this prior knowledge could develop into a completely new concept.

Communication with Gaia was not always uplifting. In the first conversation, she did agree to help, but explicitly "not for these people here", by which she probably meant the tourists who were annoyed by rain and the locals who had almost completely abandoned gardening

on the island in favour of tourism. She responded to the first brash ideas from the team with a clear "You may learn here", which reduced our role in the further course of the work to that of vicarious agents. The decision to hold back on scientific models as well as tried and tested concepts appeared to be the only right one. Only in this way could the already known elements really be combined in a new way.

The sky acupuncture (Madjid Abdellaziz) respective the cloudbusting technique according to Wilhelm Reich was thus reduced to a single copper tube in the heart of the towers; all that remained of the Orga-Urkult was the use of the two three-legged antennas, zinc in the sky, copper in the ground, and the use of the galvanic voltage between copper and zinc. The "Irish Tower of Power" - building one had been the original plan - developed into a miniature model of a volcano, with basalt chimney, ash cone and the enveloping layers of lava as the basic structure. The realisation that creating volcanoes is actually the planet's way of initiating life-force in the biosphere was completely new. The knowledge of field physics used in the Orga-Urkult fitted perfectly into the volcano concept. A decisive role was also played by the knowledge about the laying of stone circles, in which the magnetic orientation of stones is used to guide magnetic flux vortices. However, in the concept developed, this does not happen in a circle as in the stone-age installations, but in spiral lines that followed the golden section.



The choice of the basic geometry for the system presented here corresponds to the twelve-leaf, the signature of love, the heart chakra, the rose blossom - this is the complete form of life force as it works on our planet.

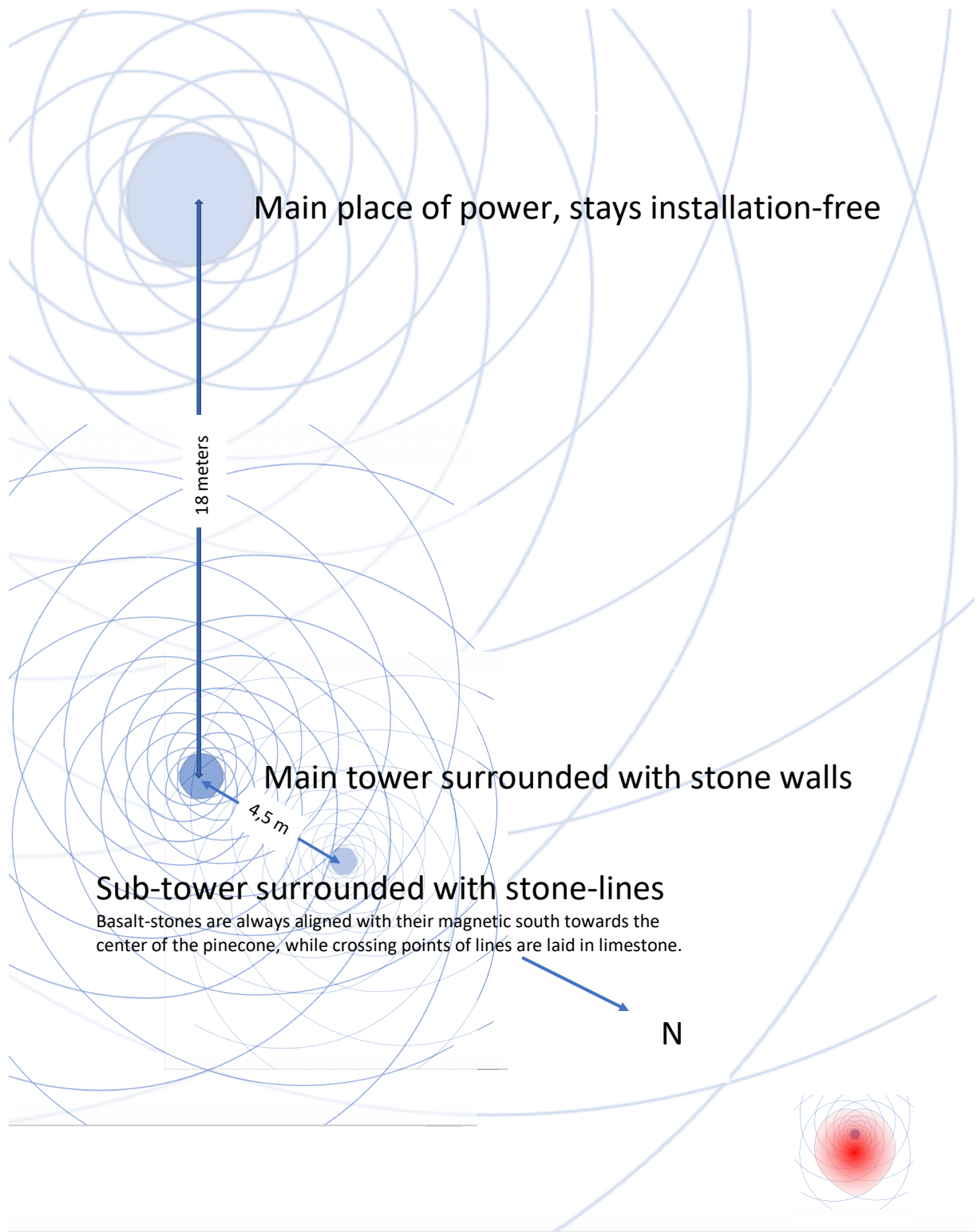
The special feature of the 12-fold pine cone is that the magnetic flux lines, as they occur in torsion fields, cross at a perfect 30 degree angle at all points of intersection. This is one of the angles at which "longitudinal fields can combine to form scalar potentials". That is, this shape forms angles where life force can be created from magnetic flux.

Aligning stones in the terrain according to their magnetic orientation is not easy. Using a compass is difficult because it always shows the earth's magnetic field as well. We therefore checked the correct orientation of the individual stones with the tensor. Fortunately, two of the employees were sensitive enough to be able to perceive the magnetic flow directly, so that they had such a low error rate when laying the stones intuitively that they were able to lay the stones freely according to their field perception. This saved a lot of time with a total of 240 meters of stone rows or walls.

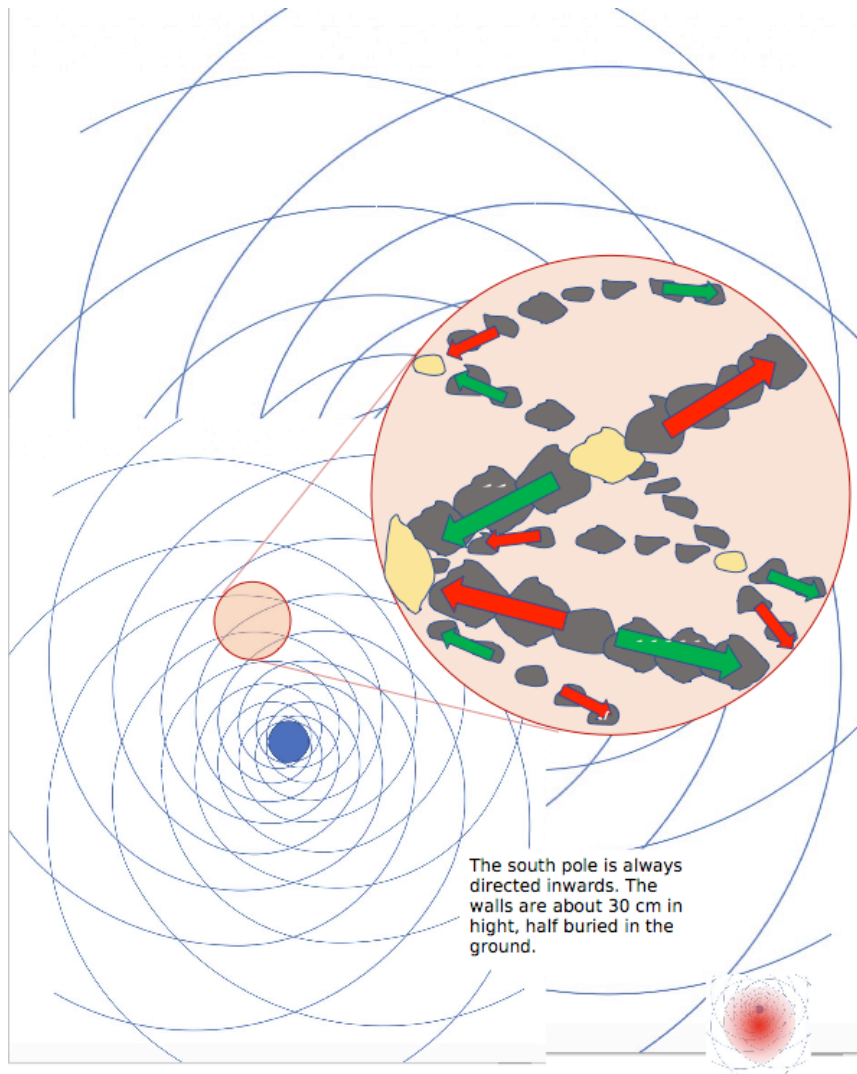
So the basic shape was found, the twelve-leaf with an tower of power in the centre.

The first challenge was choosing the location. We chose two different polling methods: "the strongest force location on the available site" and "the place where Gaia wants the site to be". The first query gave clear results in a double-blind test, the second gave two completely different possible points, these were 4.5 meters apart, with one of the two being exactly 18 meters from the main power location. Asking Gaia gave us the last short-tempered answer from the old lady: "You are not the only ones here, I have other things to do. When we asked how far away from the main power station we should build, the answer was 18 meters. That was a clear dismissal of one of the other two points. 18 meters is  $2 \times 3 \times 3$ , two meters being the most important basic unit of measurement in global scaling, the distances of the Hartmann lattice as well as the wavelength of DNA communication, 3 being the factor with which scaling is done in fractal biology. Thus, we had found the location for the main tower. The distance of 4.5 meters is also in the fractal, but with the inclusion of harmonic theory, it is the "first harmonic of 9".

At this point we had already toyed with the idea of building a smaller model before erecting the main tower, to see if our concept would work. So we came up with the idea of building a fractal over three scales. The "mother", without installations, so as not to restrict the spirit of the planet in any way, the "daughter", two steps smaller, and the "grandchild" matching the first harmonic of the next smaller scale.



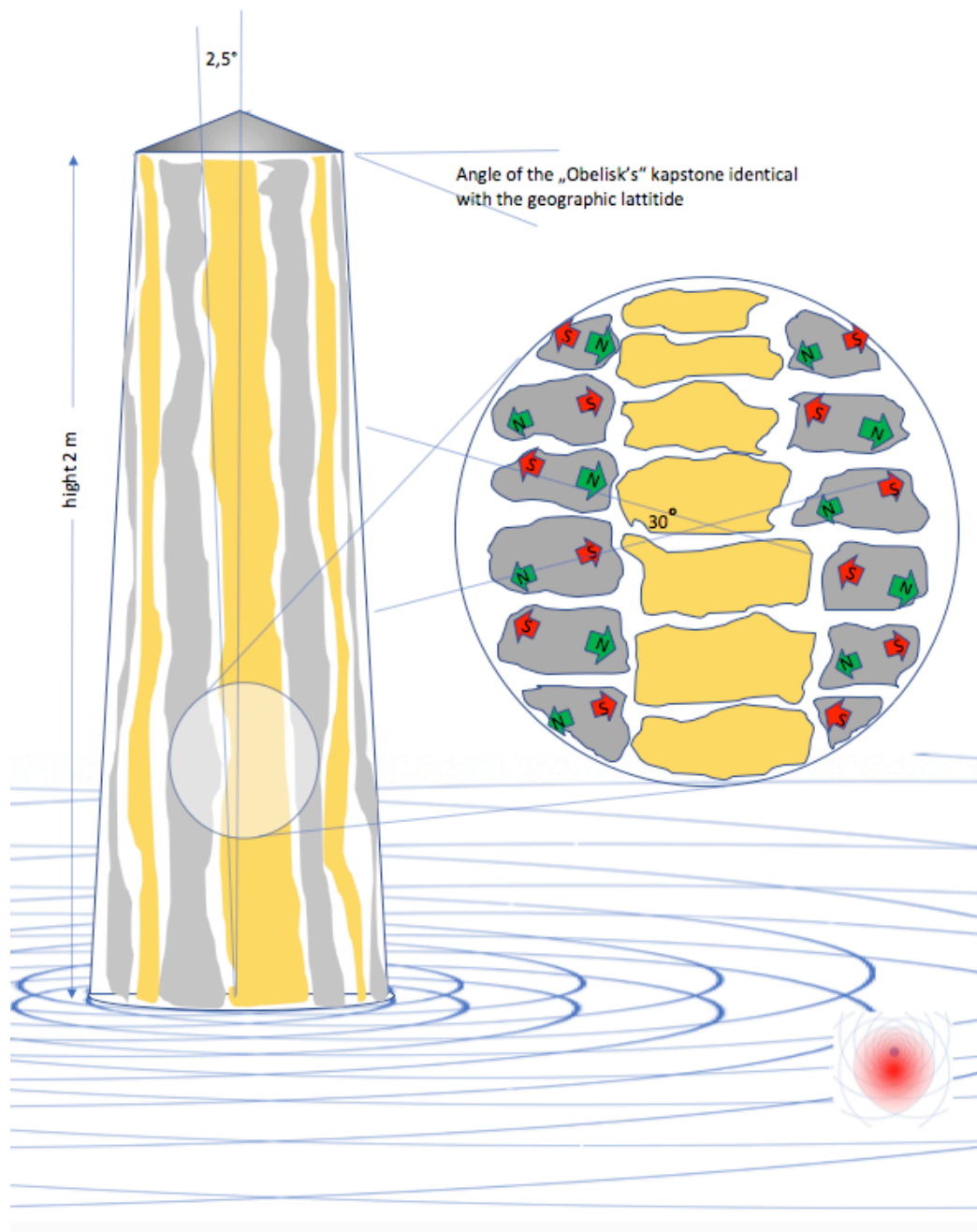
We placed the stone hearts of the smaller model as individual stones in rows on the floor. For the main tower, we dug trenches about 20 cm deep and layered the stone circles as walls.



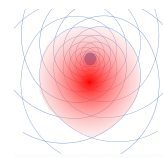
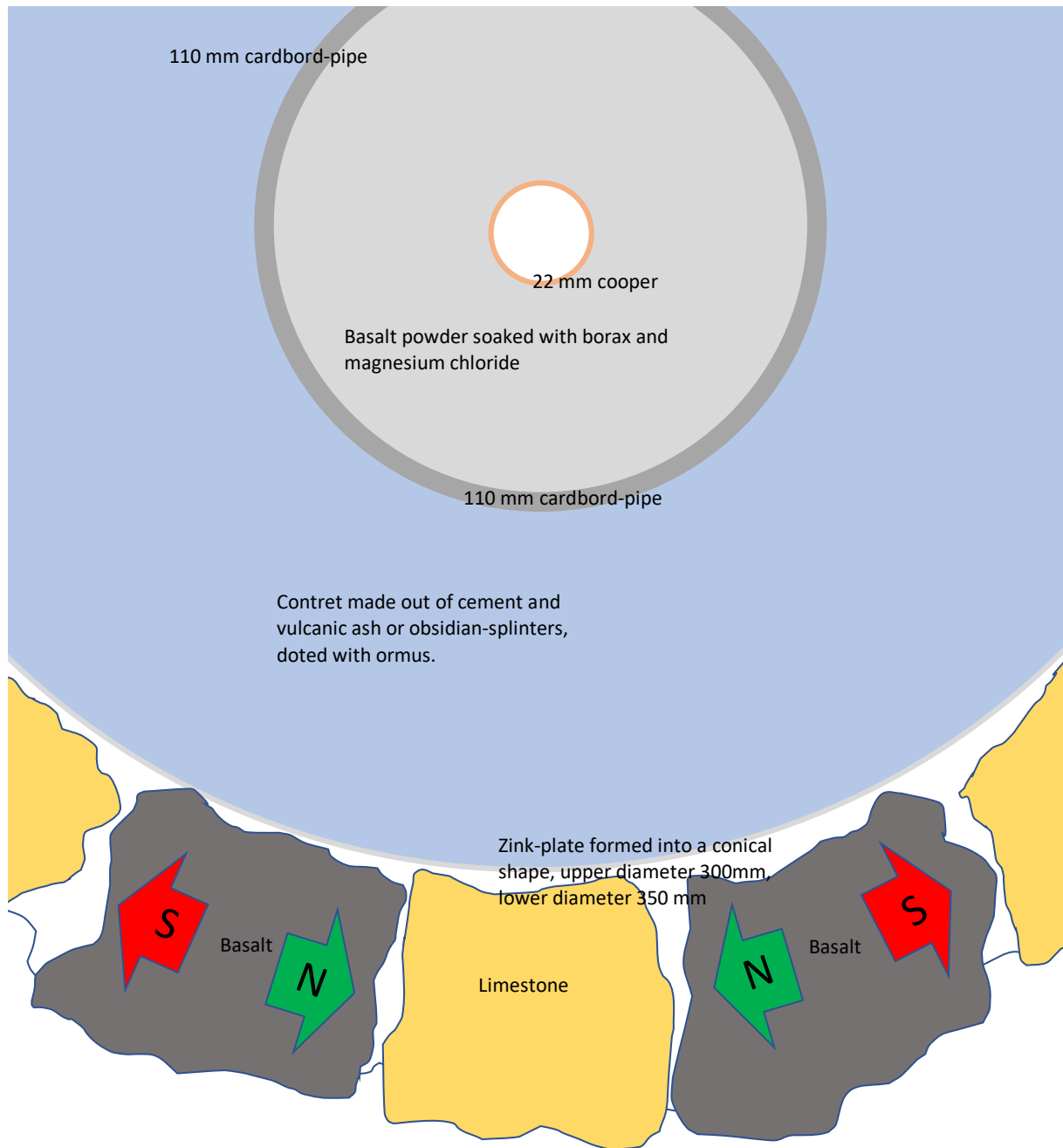
Of course, the alignment of the basalt stones at the crossing points of the lines was problematic. In human biology, the body uses three different nanocrystals to create a 3D field of consciousness, magnetite for gravomagnetic fields, calcite for scalar fields, and apatite for electromagnetic fields. The three fields each cross at right angles to build a 3D field of consciousness. As there should be a decoupling from the magnetic flux into the scalar potential at the crossing points of the lines, the crossing points were accordingly covered with sedimentary or coral limestone (calcite).

The corresponding "pinecone" pattern with the 30-degree angles should now flow into the tower, thus forming the basis for a toroidal field. A hyperbolic cone like that of a real volcano would certainly have been optimal here. For constructional reasons, however, we chose a more angular transition. This way it was easier - the sacred geometry with the 30-degree

angles only had to be continued on a cylinder or surface, not on a surface curved in two directions.



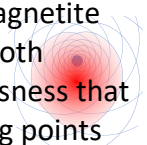
The inspiration for the layered structure of the tower came partly from the analogy with the volcanic cone, partly from the way the GEET reactor works, which also builds up a very intense scalar potential field.



While the stone walls capture the gravo-magnetic flux as antennas and guide it into the tower, the three-footed pair of antennas from the Orga Urkult was used for the electromagnetic flux. The two antennas in turn induce an electromagnetic torsion field, with the zinc antenna collecting free charge from the air while the copper antenna picks up the electrical potential of the earth. The copper antenna is cast into the foundation of the tower, the zinc antennas are mounted on the outside of the zinc cylinder. The electric field between the two poles is then horizontal between the tower's zinc cylinder and the inner copper tube. The mirror-symmetrical shape of the antennas creates opposing torsion fields, which also results in "phase conjugation", but not at a 30 degree angle, but at a 180 degree angle. This means that the electric field also pushes a component into the scalar range. The gravomagnetic component from the stone hearts and the electromagnetic field component from the Urkult-antennas are perpendicular to each other and can thus couple for their part. The galvanic voltage between zinc and copper provides electrical potential in addition to the atmospheric voltage, so that the system, like the Urkult, manages without a technical power source. The layers of basalt flour with boron/magnesium electrolyte and basalt concrete with ormus insulate the two metal components from each other and form the electrolyte. One arm of the copper antenna should be oriented exactly to the south, one arm of the zinc antenna to the north.



The final element of the system consists of a cluster of crystals. Since the declared aim was to integrate the consciousness of Gaia and to hand over the control of the plant to her, in addition to the magnetite in the basalt and the calcite in the limestones, calcite, magnetite and apatite were also incorporated in gemstone or single crystal quality. Thereby both towers with their spiral arms form the coordinate systems of the space of consciousness that these crystals are to create. Magnetite and calcite were positioned at outer crossing points





of the stone hearts, magnetite in the south, calcite in the east, while the apatite was positioned on top of the exit point of the copper pipe. Thus the crystals mark points on each of the 3 axes of the coordinate system. In addition, pyrite circles were used to protect the system, and citrines were used to keep the other crystals clean. The positioning of the citrines was done by feel. A crystal druse was shaped to coordinate the function of the other stones. The druse then remained outside the installation, and will be used for communication purposes. For the selection and programming of the stones it is good to have someone who already works with crystals. The programming of the crystals is done in mutual contact before they are placed in their final location. They should not be touched by anyone else between imprinting and positioning.



Even before the plant was completed, the colours around the medicinal herb farm changed. More dew fell at night. After the installation of the Orga Urkult antennas, the wind patterns reacted for the first time and the clouds drifted together from all directions of the sky towards the plant. Twenty minutes later, the first localised rain shower occurred. As we departed, jet black rain clouds moved across the island. From 26 May 2018 to 15 June there were daily light rain showers all over Fuerteventura. We are excited about the coming rainy season.